

MAIN STREET & E. COURT STREET BUILDING

914 Main Street, Cincinnati, OH 45202

FOR LEASE
4,800 SF RETAIL
16,000 SF OFFICE FOR LEASE



Property Details:

- Located on high-traffic Main Street in Downtown Cincinnati.
- Government offices and new apartments within 2 block radius provide plentiful pedestrian traffic.
- New ownership has developed plans and readied units for turnover to tenants.
- Flexible lease terms and size configurations; ask about rates.

Demographics:

2023 Estimates	1 Mile	2 Mile	3 Mile
Population	21,489	81,754	148,224
Households	12,357	39,921	69,757
Average Household Income	\$112,699	\$86,891	\$84,964
Total Number of Employees	59,491	100,794	131,541

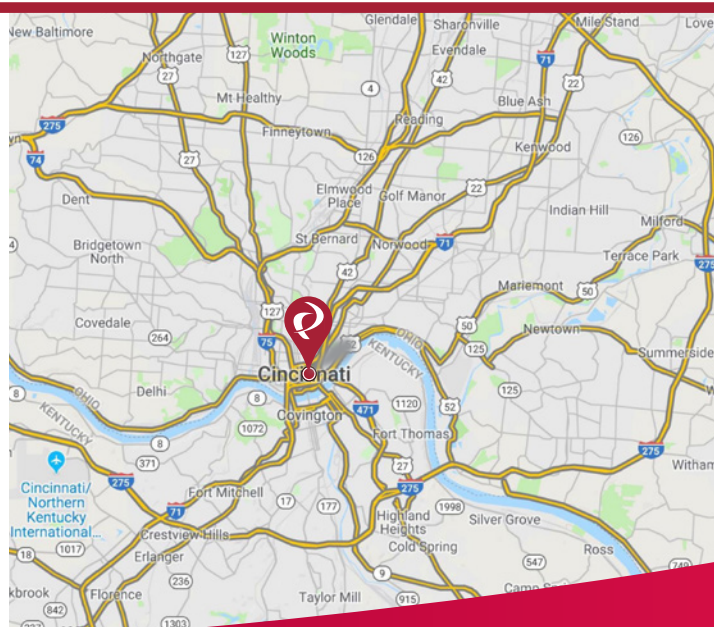
Traffic Counts:

Main Street	5,721 ADT (Inrix 2022)
Central Parkway	19,309 ADT (Inrix 2022)

Contact:

Zachary Schunn

513.489.3343 x5
zschunn@edgegp.com



LET US GIVE YOU AN EDGE



128 East Second Street | Suite B | Covington, KY 41011 | 513.489.3343 | edgegp.com

Information and any imagery is proprietary to Edge Real Estate Group and confidential. Information contained herein has been obtained from sources deemed reliable, but is not guaranteed and is subject to change.

MAIN STREET & E. COURT STREET BUILDING

914 Main Street, Cincinnati, OH 45202

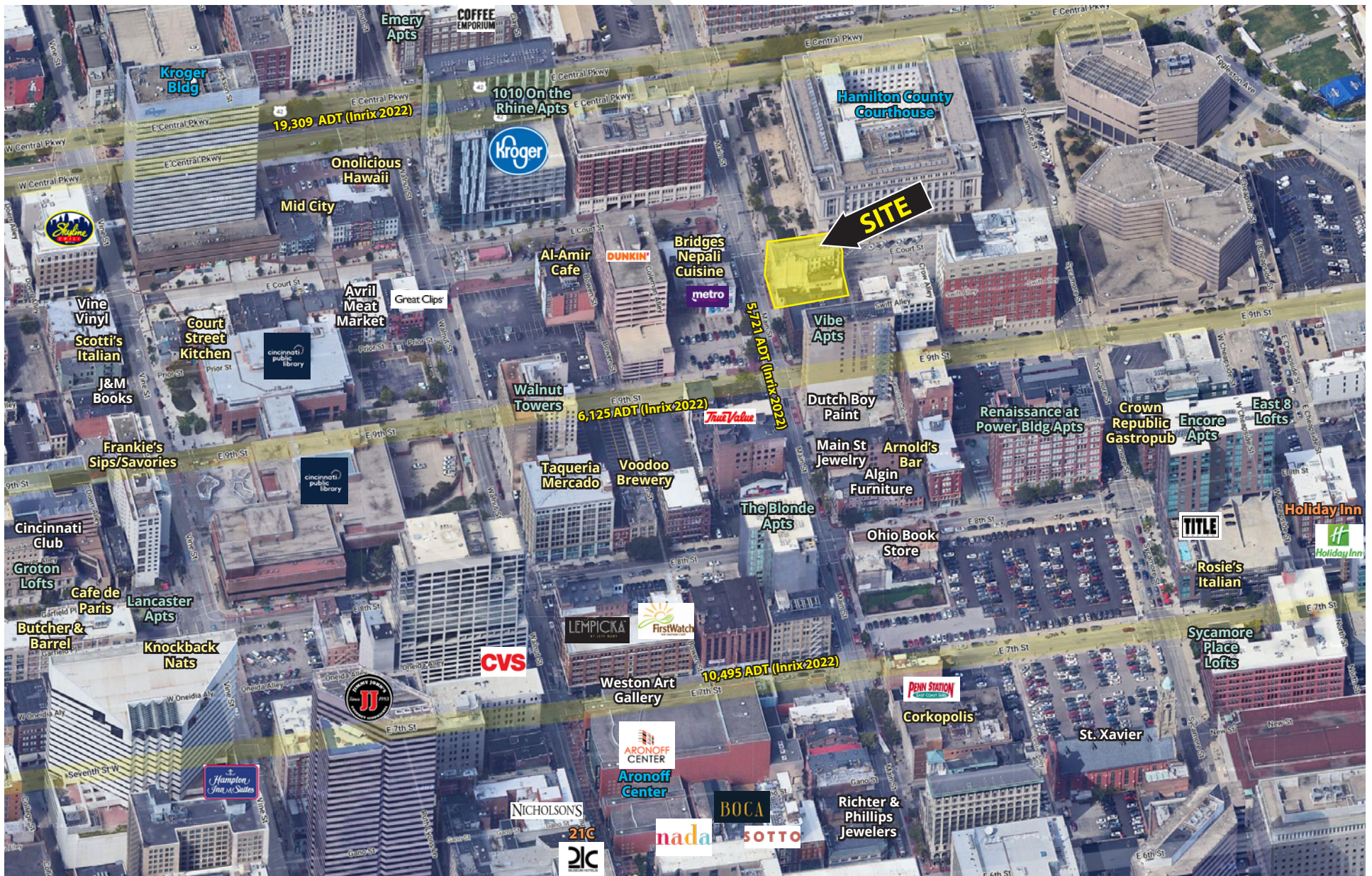
Cincinnati Business District Aerial



MAIN STREET & E. COURT STREET BUILDING

914 Main Street, Cincinnati, OH 45202

Detail Aerial

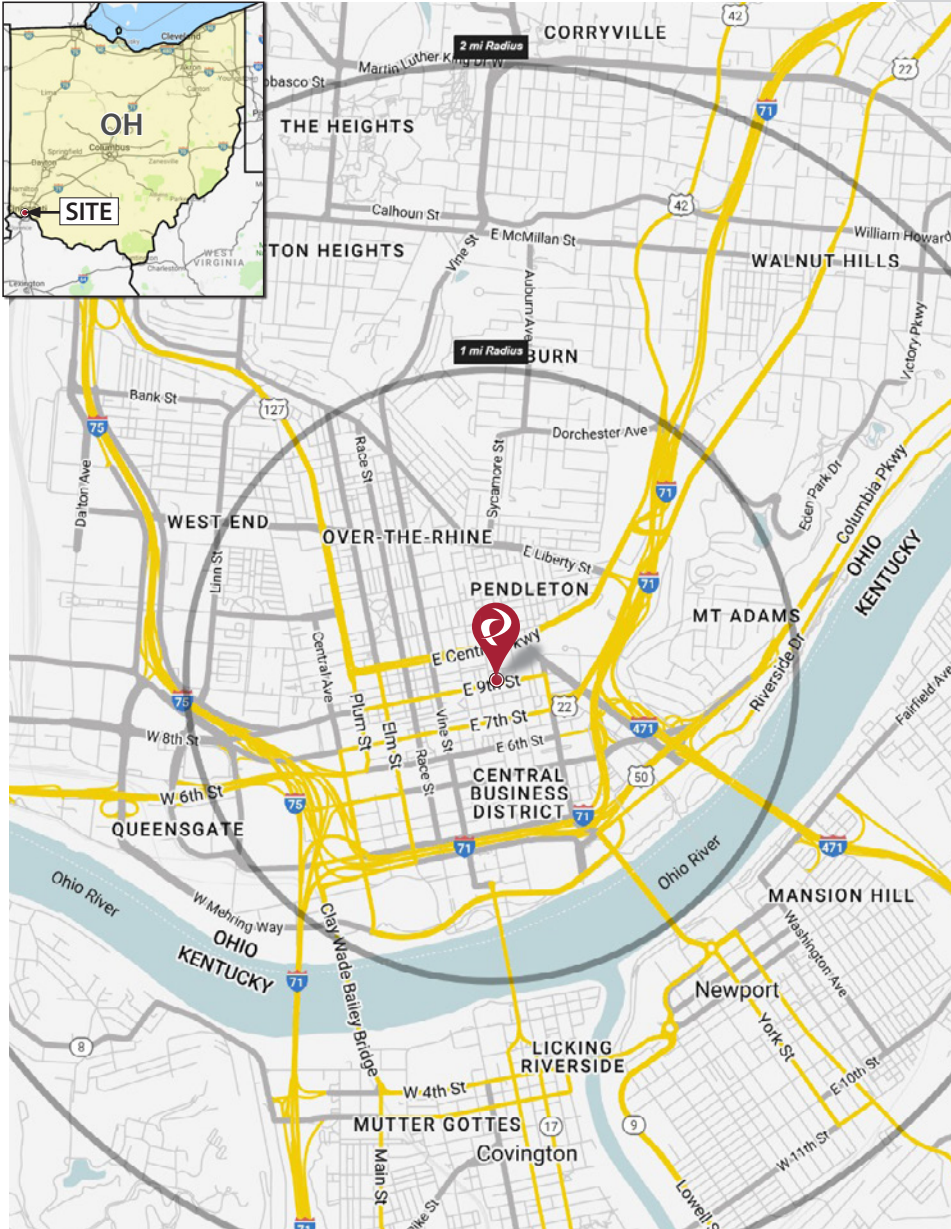


128 East Second Street | Suite B | Covington, KY 41011 | 513.489.3343 | edgegp.com

MAIN STREET & E. COURT STREET BUILDING

914 Main Street, Cincinnati, OH 45202

Market Map and Demographics



Summary Profile

2010-2020 Census, 2023 Estimates with 2028 Projections
 Calculated using Weighted Block Centroid from Block Groups



Lat/Lon: 39.1063/-84.5108

914 Main St Cincinnati, OH 45202	1 mi radius	2 mi radius	3 mi radius
Population			
2023 Estimated Population	21,489	81,754	148,224
2028 Projected Population	24,266	88,755	157,758
2020 Census Population	19,393	76,731	140,188
2010 Census Population	19,304	72,887	138,901
Projected Annual Growth 2023 to 2028	2.6%	1.7%	1.3%
Historical Annual Growth 2010 to 2023	0.9%	0.9%	0.5%
2023 Median Age	34.0	32.4	33.4
Households			
2023 Estimated Households	12,357	39,921	69,757
2028 Projected Households	13,914	43,441	73,965
2020 Census Households	10,559	35,322	63,588
2010 Census Households	9,227	31,908	60,652
Projected Annual Growth 2023 to 2028	2.5%	1.8%	1.2%
Historical Annual Growth 2010 to 2023	2.6%	1.9%	1.2%
Race and Ethnicity			
2023 Estimated White	44.6%	54.6%	57.8%
2023 Estimated Black or African American	47.3%	29.8%	29.1%
2023 Estimated Asian or Pacific Islander	3.2%	10.5%	7.5%
2023 Estimated American Indian or Native Alaskan	0.1%	0.2%	0.2%
2023 Estimated Other Races	4.7%	4.8%	5.4%
2023 Estimated Hispanic	4.9%	4.5%	4.9%
Income			
2023 Estimated Average Household Income	\$112,699	\$86,891	\$84,964
2023 Estimated Median Household Income	\$85,890	\$65,881	\$63,212
2023 Estimated Per Capita Income	\$65,992	\$43,395	\$40,650
Education (Age 25+)			
2023 Estimated Elementary (Grade Level 0 to 8)	1.8%	2.9%	3.2%
2023 Estimated Some High School (Grade Level 9 to 11)	5.4%	6.4%	7.1%
2023 Estimated High School Graduate	14.7%	20.7%	22.5%
2023 Estimated Some College	13.4%	15.6%	16.6%
2023 Estimated Associates Degree Only	4.6%	5.9%	6.7%
2023 Estimated Bachelors Degree Only	35.6%	28.4%	25.8%
2023 Estimated Graduate Degree	24.4%	20.0%	18.1%
Business			
2023 Estimated Total Businesses	3,480	6,729	8,737
2023 Estimated Total Employees	59,491	100,794	131,541
2023 Estimated Employee Population per Business	17.1	15.0	15.1
2023 Estimated Residential Population per Business	6.2	12.2	17.0

©2024, Sites USA, Chandler, Arizona, 480-491-1112 Demographic Source: Applied Geographic Solutions 11/2023, TIGER Geography - RS1

MAIN STREET & E. COURT STREET BUILDING

914 Main Street, Cincinnati, OH 45202



Contact:
Zachary Schunn

513.489.3343 x5
zschunn@edgegp.com

128 East Second Street
Suite B
Covington, KY 41011
513.489.3343
edgegp.com

LET US GIVE YOU AN EDGE



128 East Second Street | Suite B | Covington, KY 41011 | 513.489.3343 | edgegp.com

Information and any imagery is proprietary to Edge Real Estate Group and confidential. Information contained herein has been obtained from sources deemed reliable, but is not guaranteed and is subject to change.